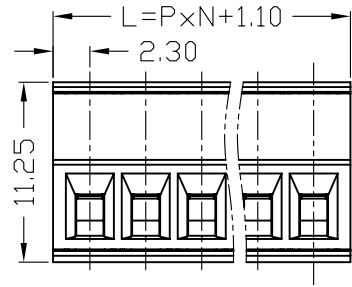
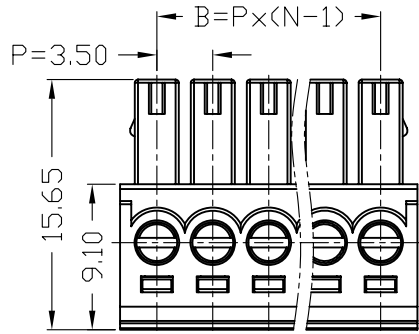
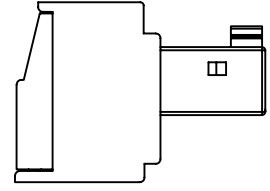
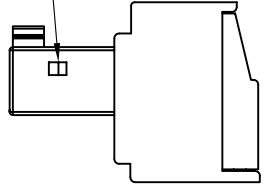


版次 (Version)	变更内容 (Rev. Content)	变更者 (Change Person)



≥7P No locking tab

≥7P无此卡钩



技术参数 (Technical Data)		
项目 (Item)	UL	IEC
额定电气参数 (Rated Electrical Parameters)	300V/8A	250V/7A
压线范围 (Wire Range)	28~16AWG	0.5~1.5mm <sup>2</sup>
工频耐压 (Frequency Voltage)	AC 2000V	
冲击耐压 (Rated Surge Voltage)	4000V	
绝缘阻抗 (Insulation Resistance)	DC500V 500MΩ above	
接触电阻 (Contact Resistance)	≤8mΩ	
剥线长度 (Stripping Length)	7mm	
工作温度 (Temperature)	-40°C~+105°C	
材质和电镀 (Material and plating)		
绝缘材质 (Housing)	PA66 (UL94 V-0)	
触点材料 (Contact)	铜合金, 镀镍 (Copper alloy, Ni plated)	
螺丝 (Screws)	钢, 镀锌 (Steel, Zn plated)	
方盒 (Cage)	铜合金, 镀镍 (Copper alloy, Ni plated)	

产品命名编码:

(Product Number Code):

GSP002-3.5-XXP-1Y-00A (H)

产品型号 (Series No.)

客户需求  
(Customer Request)

极数 (No. of poles)

塑体颜色 (Housing Color)

- 1: 单倍间距 (Single Pitch)
- 2: 双倍间距 (Double Pitch)

- 1: 绿色 (Green)
- 2: 蓝色 (Blue)
- 3: 黑色 (Black)
- 4: 灰色 (Grey)
- 5: 橙色 (Orange)
- 6: 红色 (Red)
- 7: 透明色 (Transparent)
- 8: 白色 (White)
- 9: 黄色 (Yellow)
- Y: 多种颜色 (Mixed Color)

P=3.5mm, N为孔位数 (N for hole digits), 有效位数为 (Significant Digits): 02P~24P

N	02P	03P	04P	05P	06P	07P	08P	09P	10P	11P	12P	13P
L	8.10	11.60	15.10	18.60	22.10	25.60	29.10	32.60	36.10	39.60	43.10	46.60
B	3.50	7.00	10.50	14.00	17.50	21.00	24.50	28.00	31.50	35.00	38.50	42.00
N	14P	15P	16P	17P	18P	19P	20P	21P	22P	23P	24P	
L	50.10	53.60	57.10	60.60	64.10	67.60	71.10	74.60	78.10	81.60	85.10	
B	45.50	49.00	52.50	56.00	59.50	62.50	66.50	70.00	73.50	77.00	80.50	

Ant Electronic CO., LTD		公差范围 (Tolerance Range)	
		150~	±1.50
型号 (Type): GSP002-3.5-XXP-1Y-00A (H)		60~150	±1.00
		30~60	±0.60
核准 (Approval):		6~30	±0.40
		0~6	±0.25
审核 (Audit):		角度 (Angle)	X ±2°
		XX	±1°
设计 (Design):		单位 (Units): mm	页码 (Page): 1/1
比例 (Scale): FULL			版次 (Version): T0